

COVID-19 ACCELERATED GRANTS: IMPLEMENTATION PROGRESS ESTIMATES

A. IMPLEMENTATION PROGRESS RATINGS

Ratings: Current Reporting Period

81% Satisfactory or Above

12% Moderately Satisfactory

6% Moderately Unsatisfactory

2% Unsatisfactory or Below

0% Not Applicable

Progress/Change in Ratings

22% Upgrade of Rating

62% Remained MS or Above

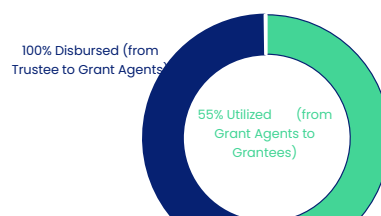
3% Remained MU or Below

6% Downgrade of Rating

6% Not Applicable
(only one survey submitted so far)

% of 64 grants (in each rating group)

B. DISBURSEMENT VS UTILIZATION



A cumulative amount of US\$ 448 million was disbursed of which GAs reported that US\$ 248 million were utilized out of a total of US\$449 million approved (for 64 out of 66 COVID-19 accelerated grants.)

C. SUMMARY OF PROGRESS

- 64 out of 66 grants have at least one progress survey submitted by the respective Grant Agent and reviewed by the Secretariat for reporting progress made during the reporting period against outcomes and outputs planned.
- Grouping current implementation progress ratings show that 48 grants report their most progress rating as Moderately Satisfactory or above, and only 4 grants Moderately Unsatisfactory or below.
- Some summary results are that 95% (61 of 64) of grants include distance/ home-based learning programs to support children during COVID-19. Similarly, 72% (46 of 64) of grants include distance/ home-based teaching programs to support teachers during COVID-19.

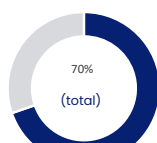
E. IMPACT STORIES

The surveys provided stories of how GPE's response to COVID-19 has supported continued learning specially for the most marginalized. [Click here to view these stories.](#)

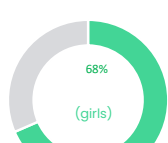
F. REPORTING ON CORE INDICATORS AGAINST TARGETS

1. MITIGATION AND RESPONSE

Children supported with distance/ home-based learning programs

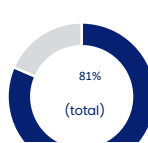


■ A cumulative 70.64 million out of a total of 101.3 million children targeted have been reached.
(n= 59 grants w/ data available)

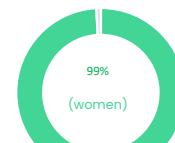


■ A cumulative 33.31 million out of a total of 48.64 million girls targeted have been reached.
(n= 53 grants w/ data available)

Teachers supported with distance/ home-based teaching programs



■ A cumulative 0.61 million out of a total of 0.74 million teachers targeted have been reached.
(n= 46 grants w/ data available)

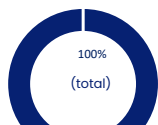


■ A cumulative 0.23 million out of a total of 0.23 million women teachers targeted have been reached.
(n= 29 grants w/ data available)

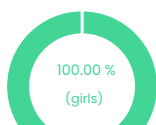


Technical notes: This report presents information from partner countries collected through progress surveys. This data is based on 64 grants from which complete progress surveys were received and reviewed as of end of August; there are 66 grants in total. Values reported in Section F may be updated as most recent data becomes available, particularly for disaggregation by sex. The sample for grants reporting gender disaggregated data is smaller for all indicators, therefore the number of girls reached and targeted is undercounted. Additionally, due to missing target values not reported, total target values may be under represented.

Children provided access to school meal and nutrition programs and/or hygiene and sanitation kits

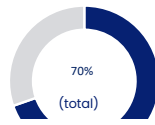


■ A cumulative 11.89 million out of a total of 7.46 million children targeted have been reached.
(n= 23 grants w/ data available)

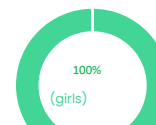


■ A cumulative 5.76 million out of a total of 2.88 million girls targeted have been reached.
(n= 17 grants w/ data available)

Children provided with sensitization campaigns to minimize psychosocial impact, gender-based violence, and unequal social norms due to school closure



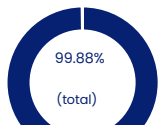
■ A cumulative 34.55 million out of a total of 49.6 million children targeted have been reached.
(n= 40 grants w/ data available)



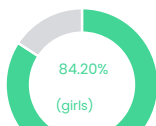
■ A cumulative 17 million out of a total of 16.68 million girls targeted have been reached.
(n= 29 grants w/ data available)

2. RECOVERY

Children previously enrolled who return to school once the school system is reopened

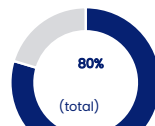


■ A cumulative 95.33 million out of a total of 95.45 million children targeted have been reached.
(n= 37 grants w/ data available)

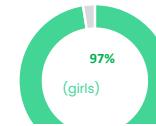


■ A cumulative 38.43 million out of a total of 45.64 million girls targeted have been reached.
(n= 35 grants w/ data available)

Children whose learning was assessed to evaluate loss of learning during school closure

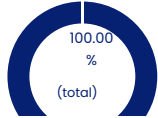


■ A cumulative 19.11 million out of a total of 24 million children targeted have been reached.
(n= 19 grants w/ data available)

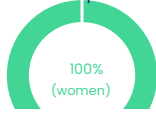


■ A cumulative 7.38 million out of a total of 7.57 million girls targeted have been reached.
(n= 11 grants w/ data available)

Officials and teachers in grant-supported schools who return to school once the school system is reopened

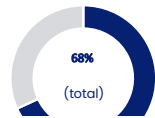


■ A cumulative 1.18 million out of a total of 1.17 million teachers targeted have been reached.
(n= 19 grants w/ data available)

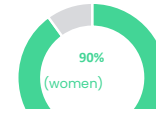


■ A cumulative 0.37 million out of a total of 0.34 million women teachers targeted have been reached.
(n= 15 grants w/ data available)

Teachers trained to provide accelerated programs to mitigate loss of learning during school closure

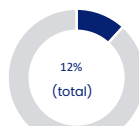


■ A cumulative 0.23 million out of a total of 0.34 million teachers targeted have been reached.
(n= 19 grants w/ data available)



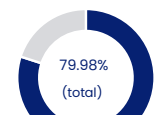
■ A cumulative 0.101 million out of a total of 0.11 million women teachers targeted have been reached.
(n= 10 grants w/ data available)

Grant-supported **schools** reopened once the school system is reopened



■ A cumulative 0.27 million out of a total of 2.3 million schools targeted have been reached.
(n= 25 grants w/ data available)

Grant-supported **schools** equipped with minimum hygiene standards for the prevention of COVID-19



■ A cumulative 0.14 million out of a total of 0.18 million schools targeted have been reached.
(n= 50 grants w/ data available)

Technical notes: This report presents information from partner countries collected through progress surveys. This data is based on 64 grants from which complete progress surveys were received and reviewed as of end of April; there are 64 grants in total. Values reported in Section F may be updated as most recent data becomes available, particularly for disaggregation by sex. The sample for grants reporting gender disaggregated data is smaller for all indicators, therefore the number of girls reached and targeted is undercounted. Additionally due to missing target values not reported, total target values may be under represented.